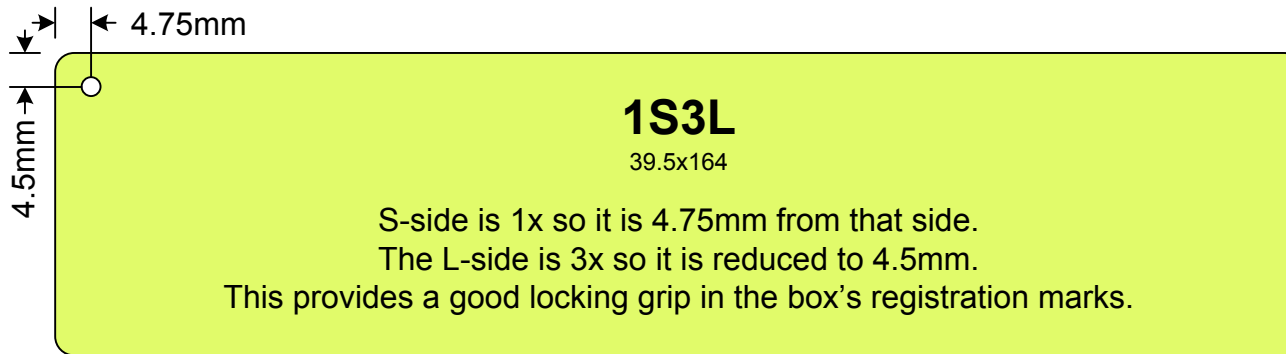


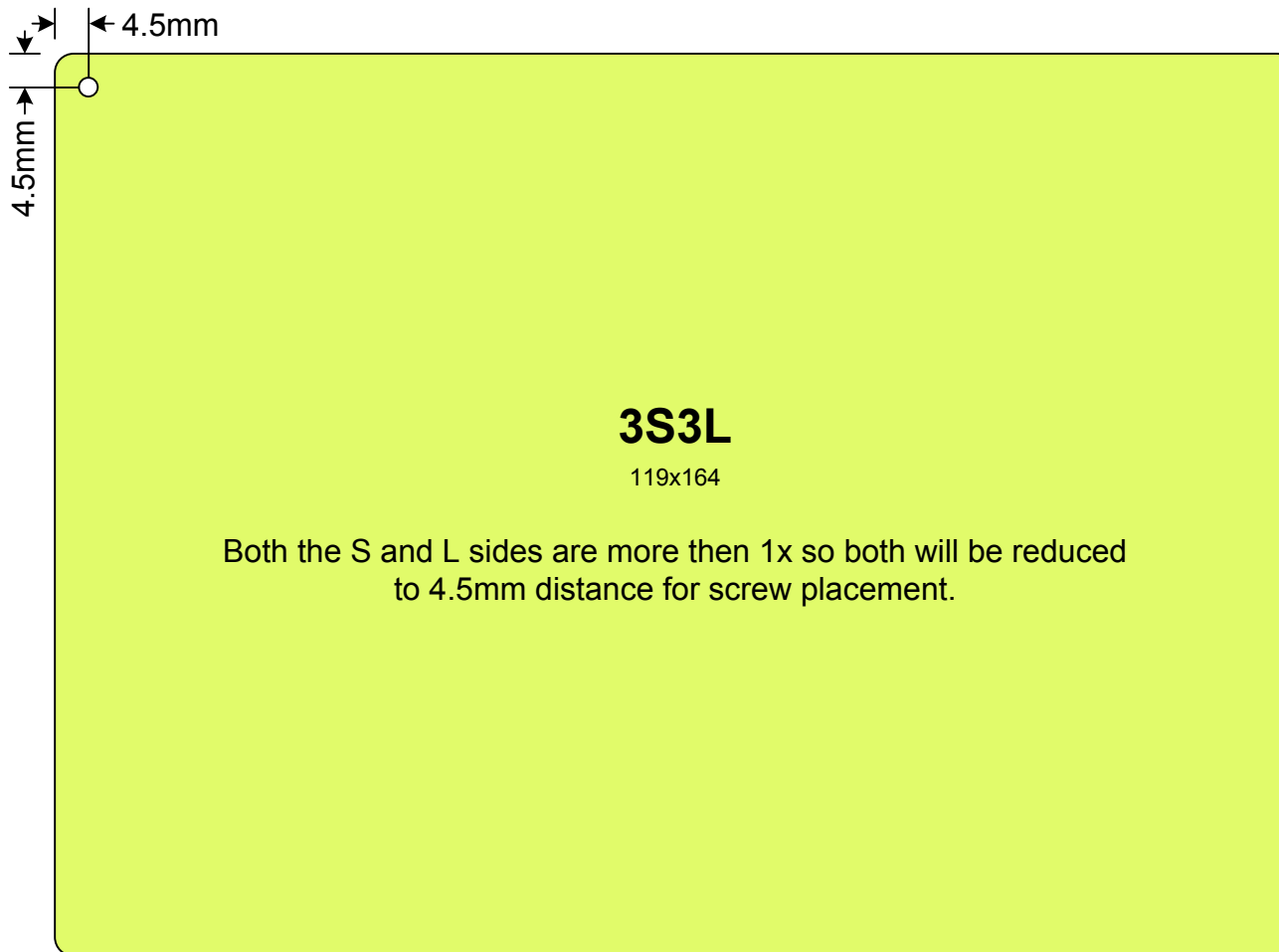
L (Long Side) →

↓ S (Short Side)

1S1L 39.5x54.5	1S2L 39.5x109	1S3L 39.5x164	1S4L 39.5x219	1S5L 39.5x274
2S1L 79x54.5	2S2L 79x109	2S3L 79x164	2S4L 79x219	2S5L 79x274
3S1L 119x54.5	3S2L 119x109	3S3L 119x164	3S4L 119x219	3S5L 119x274
4S1L 159x54.5	4S2L 159x109	4S3L 159x164	4S4L 159x219	4S5L 159x274
5S1L 199x54.5	5S2L 199x109	5S3L 199x164	5S4L 199x219	5S5L 199x274



Boxes have screw holes located at 4.75mm from the edge in any 1x dimension. For instance 1S1L, 1S2L, 2S1L, etc.



Boxes have screw holes located at 4.5mm from the edge in any multiple of X dimension. For instance 2S2L, 3S2L, 2S5L, etc.


Any side not beginning with a 1 will have a 0.2mm reduction in screw distance from the edge.

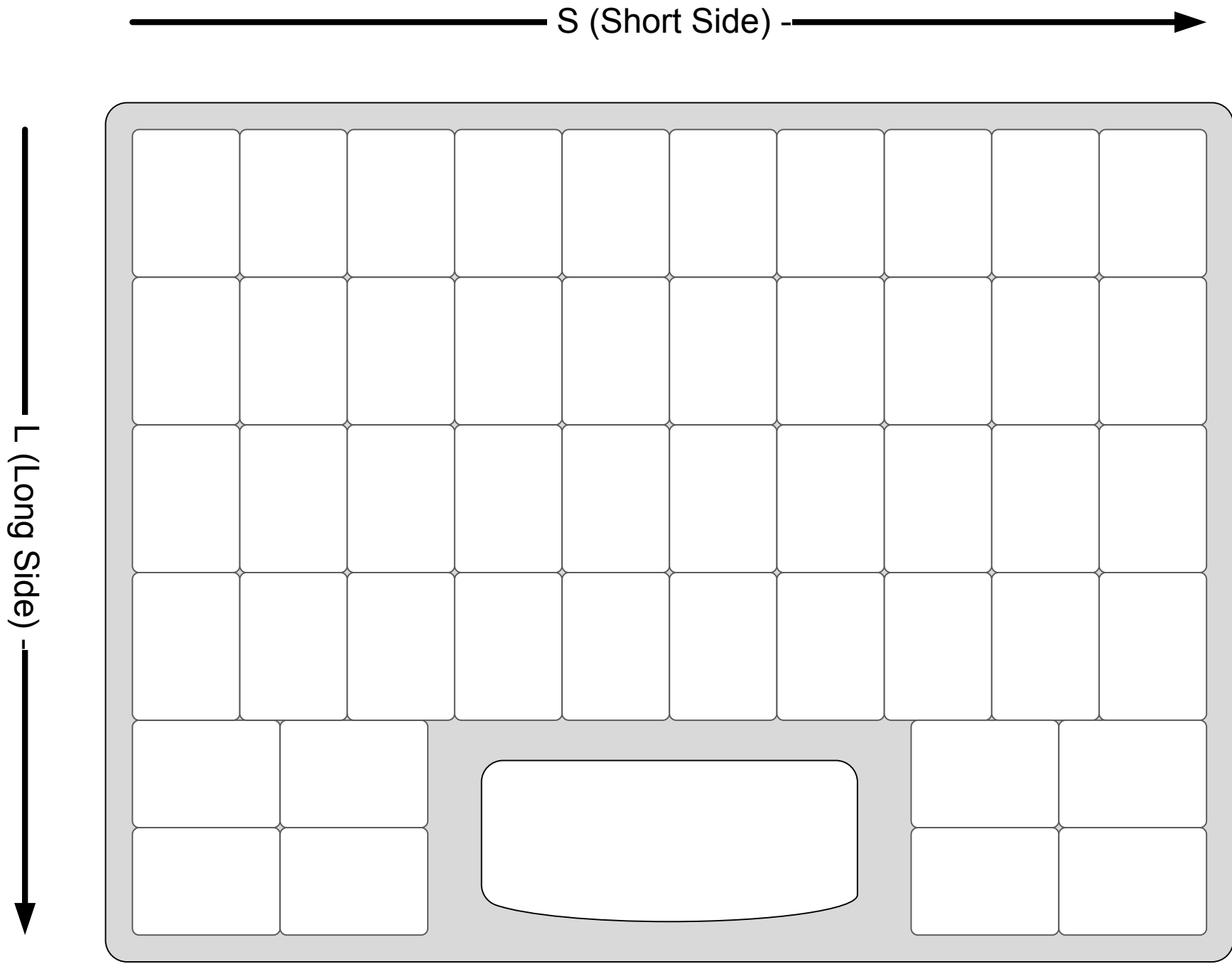
#4-40 Machine Screw, 18-8 (304) Stainless Steel, 5/16" L, 100 PK

<https://www.grainger.com/product/FABORY-4-40-Machine-Screw-1ZU37>

Screws used for registration are #4-40 machine screws with Fillister Head (aka cheese head) and are 5/16" long. They are available for only a couple of bucks per thousand in bulk. They can also be bought in smaller amounts from granger and other online suppliers.

Ender 3 – Print -- Bed Size Check – Max @ 4L





NOTE: Harbor Freight sells this same box under two part numbers. Both boxes are slightly different internally. The inserts were designed to work in both, but are more ideal for #62778 – They will fit #93928 but are tight in the front sections around the handle.

— L (Long Side) —→

— S (Short Side) —↓

